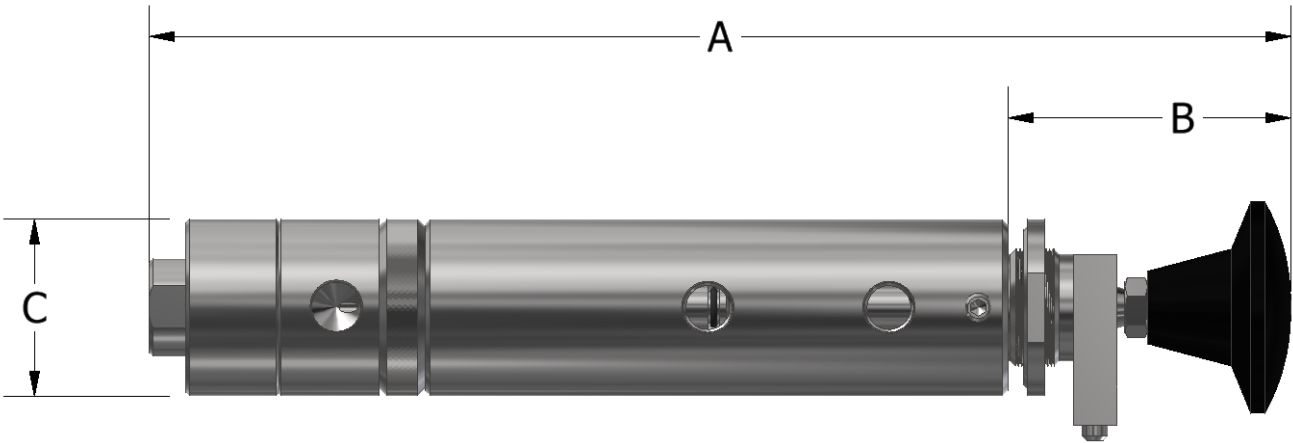


OPERATION

The Ruelco 15A1 MP-2 Relay is a pilot operated, spring return manual relay. It operates as a 3-way, block-and-bleed, normally closed valve with a palm knob for position indication and manual operation. In the closed position, the inlet signal will be blocked from reaching the outlet port, until the knob is manually pulled into service. The detent will allow the relay to maintain this state until a pilot signal becomes present. Once in this configuration, the relay is armed and will shut closed, venting the outlet pressure, with a drop in pilot signal or a manual push on the knob. The snap acting feature allows the relay to shut quickly with a minimal loss of pilot pressure. The relay will remain closed until the knob is manually pulled into service again. The remote override allows the relay to be opened by an external pressure signal without the need for an operator to pull the knob into service.

FEATURES

- 316 stainless steel construction (models to N.A.C.E. MR0175 available)
- Large Cv factor assures fast system response
- Lock closed design prevents relay from automatically opening
- Design minimizes malfunctions due to supply system debris
- Inconel X-750 springs assures dependability in most corrosive environments



DIMENSIONS

A (CLOSED / OPEN)	10.54" / 10.91" (267.7 / 277 mm)
B (CLOSED / OPEN)	2.36" / 2.73" (60 / 69.3 mm)
C	1.50" (38.1 mm)
CONNECTION PORT SIZES	1/4" FNPT
PANEL MOUNT HOLE	1.0" (25.4 mm)
MAXIMUM PANEL THICKNESS	.18" (4.6 mm)
WEIGHT	3.2 LBS (1.45 KG)

PHONE: 504-340-0055
FAX: 504-340-0056
EMAIL: SALES@RUELCO.COM

1209 DISTRIBUTORS ROW
NEW ORLEANS, LA 70123

SPECIFICATIONS

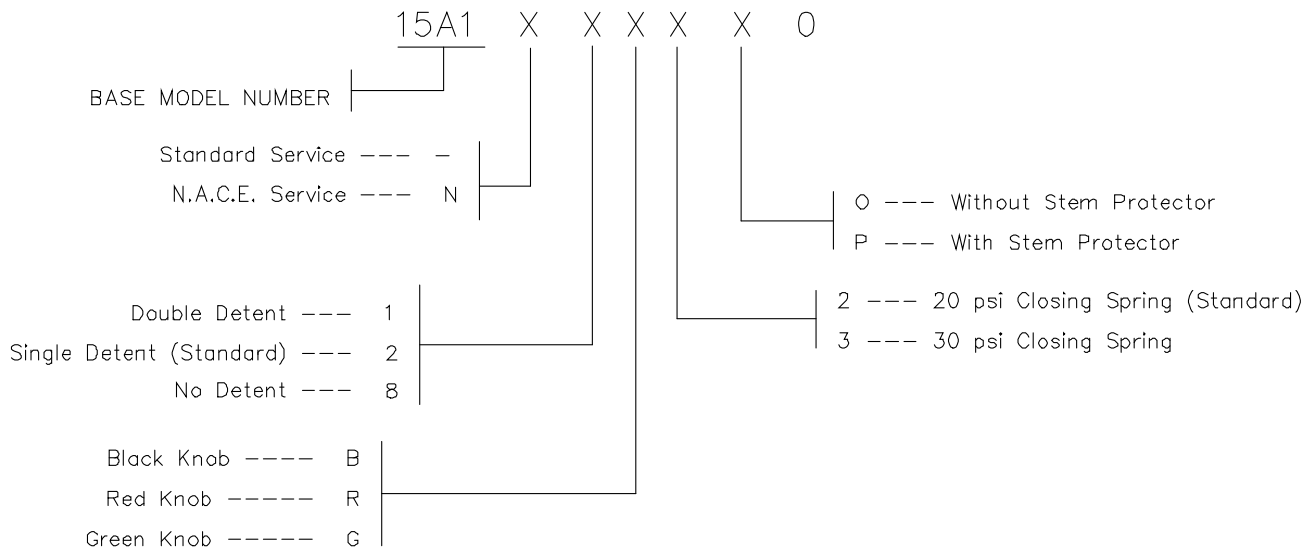
MAXIMUM WORKING PRESSURE	150 PSI (10.3 BAR)
MAXIMUM PILOT CAP PRESSURE	150 PSI (10.3 BAR)
AMBIENT TEMPERATURE RANGE	-20 TO 250° F -29 TO 122° C
MINIMUM PILOT PRESSURE TO HOLD RELAY OPEN	27 PSI (1.9 BAR) WITH 20 PSI SPRING 35 PSI (2.4 BAR) WITH 30 PSI SPRING
MINIMUM OVERRIDE PRESSURE TO OPEN RELAY	35 PSI (2.4 BAR) WITH 20 PSI SPRING 45 PSI (3.1 BAR) WITH 30 PSI SPRING
Cv FACTOR	1.7

REPAIR KIT

- 15-002-000

OTHER TEMPERATURE RANGES AND SEAL COMPOUNDS AVAILABLE UPON REQUEST

ORDERING CODE



PHONE: 504-340-0055
FAX: 504-340-0056
EMAIL: SALES@RUELCO.COM

1209 DISTRIBUTORS ROW
NEW ORLEANS, LA 70123

PARTS LIST

ITEM	QUANTITY	DESCRIPTION	MATERIAL
1	1	KNOB	PHENOLIC
2	1	LOCK NUT	316 ST. STL.
3	1	DETENT ASSEMBLY	316 AND 17-4 ST. STL.
4	2	SCREW	316 ST. STL.
5	1	PANEL MOUNT NUT (OPTIONAL)	316 ST. STL.
6	3	SET SCREW	316 ST. STL.
7	1	MOUNTING HEAD	316 ST. STL.
8*	1	HEAD SEAL	NITRILE
9*	4	SHAFT SEAL	FLUOROCARBON
10	1	SHAFT ASSEMBLY	316 ST. STL.
11	1	BODY	316 ST. STL.
12A	1	20 PSI SPRING	INCONEL X-750
12B	-	30 PSI SPRING (OPTIONAL)	INCONEL X-750
13*	1	PISTON SEAL	NITRILE
14*	1	BASE SEAL	FLUOROCARBON
15	1	BASE	316 ST. STL.
16	1	OVERRIDE BODY	316 ST. STL.
17	1	FLANGE RING	316 ST. STL.
18	1	FLANGE SEAL	FLUOROCARBON
19	1	SLIP RING	316 ST. STL.
20	1	OVERRIDE SPOOL	316 ST. STL.
21	1	OVERRIDE PISTON	316 ST. STL.
22	1	SPOOL/ PISTON SEAL	FLUOROCARBON
23	1	PISTON SEAL	NITRILE
24	1	HEX NUT	316 ST. STL.
25	1	LOCK WASHER	316 ST. STL.
26	1	END CAP	316 ST. STL.
27	1	END CAP SEAL	FLUOROCARBON

*Indicates item(s) contained in the Repair Kit

PHONE: 504-340-0055
 FAX: 504-340-0056
 EMAIL: SALES@RUELCO.COM

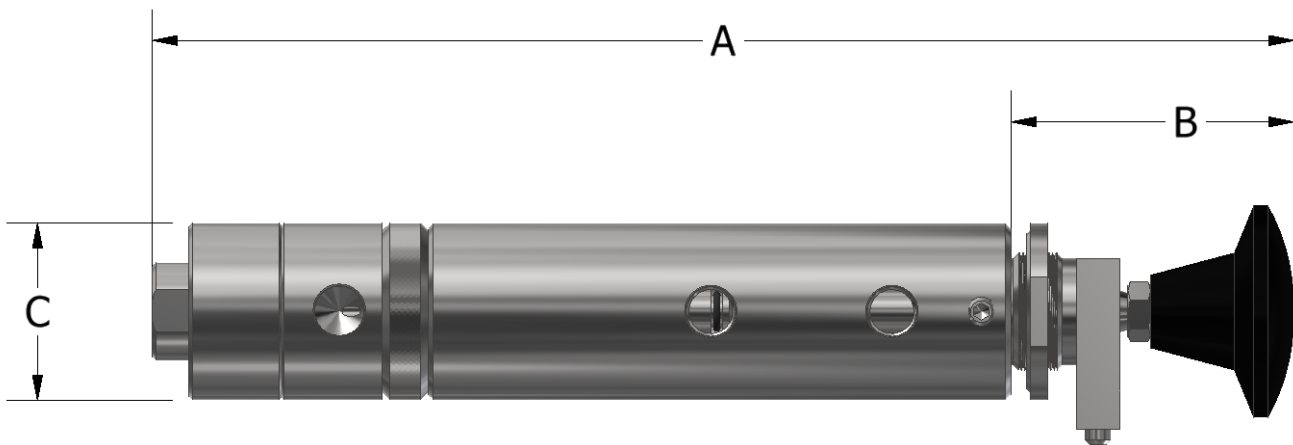
1209 DISTRIBUTORS ROW
 NEW ORLEANS, LA 70123

OPERATION

The Ruelco 15A1 MP-2H Hydraulic Relay is a pilot operated, spring return manual relay. It operates as a 3-way, block-and-bleed, normally closed valve with a palm knob for position indication and manual operation. In the closed position, the inlet signal will be blocked from reaching the outlet port, until the knob is manually pulled into service. The detent will allow the relay to maintain this state until a pilot signal becomes present. Once in this configuration, the relay is armed and will shut closed, venting the outlet pressure, with a drop in pilot signal or a manual push on the knob. The snap acting feature allows the relay to shut quickly with a minimal loss of pilot pressure. The relay will remain closed until the knob is manually pulled into service again. The remote override allows the relay to be opened by an external pressure signal without the need for an operator to pull the knob into service.

FEATURES

- 316 stainless steel construction (models to N.A.C.E. MR0175 available)
- Large Cv factor assures fast system response
- Lock closed design prevents relay from automatically opening
- Design minimizes malfunctions due to supply system debris
- Inconel X-750 springs assures dependability in most corrosive environments



DIMENSIONS

A (CLOSED / OPEN)	10.54" / 10.91" (267.7 / 277 mm)
B (CLOSED / OPEN)	2.36" / 2.73" (60 / 69.3 mm)
C	1.50" (38.1 mm)
CONNECTION PORT SIZES	1/4" FNPT
PANEL MOUNT HOLE	1.0" (25.4 mm)
MAXIMUM PANEL THICKNESS	.18" (4.6 mm)
WEIGHT	3.2 LBS (1.45 KG)

PHONE: 504-340-0055
FAX: 504-340-0056
EMAIL: SALES@RUELCO.COM

1209 DISTRIBUTORS ROW
NEW ORLEANS, LA 70123

SPECIFICATIONS

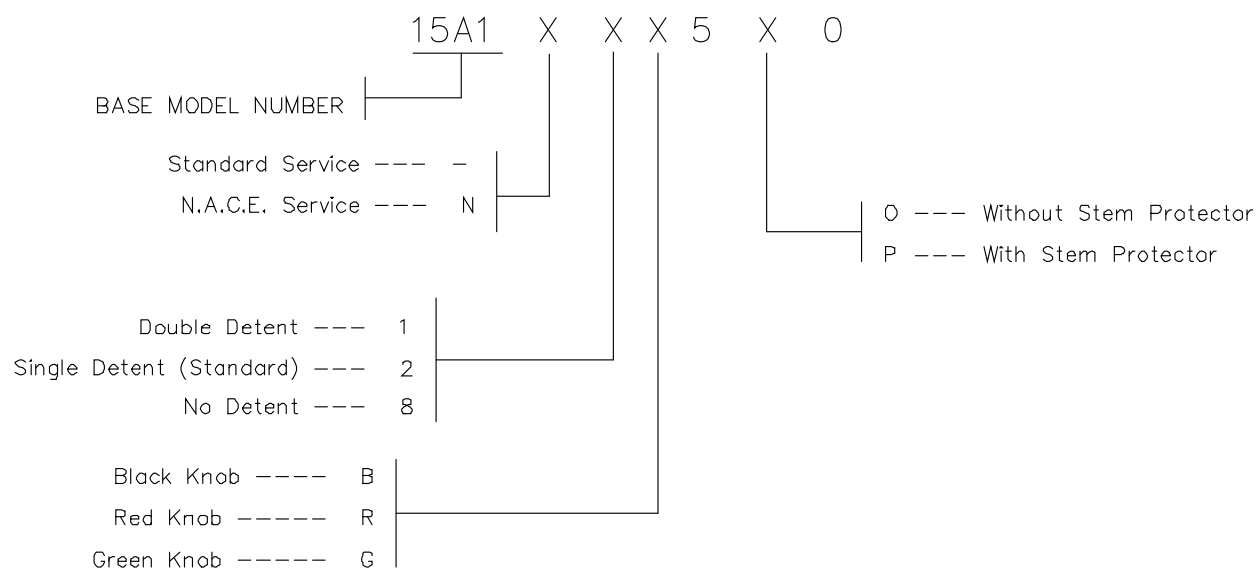
MAXIMUM WORKING PRESSURE	150 PSI (10.3 BAR)
MAXIMUM PILOT CAP PRESSURE	150 PSI (10.3 BAR)
AMBIENT TEMPERATURE RANGE	-20 TO 250° F -29 TO 122° C
MINIMUM PILOT PRESSURE TO HOLD RELAY OPEN	65 PSI (4.5 BAR)
MINIMUM OVERRIDE PRESSURE TO OPEN RELAY	65 PSI (4.5 BAR)
Cv FACTOR	1.7

REPAIR KIT

- 15-002-000

OTHER TEMPERATURE RANGES AND
SEAL COMPOUNDS AVAILABLE UPON
REQUEST

ORDERING CODE



PHONE: 504-340-0055
FAX: 504-340-0056
EMAIL: SALES@RUELCO.COM

1209 DISTRIBUTORS ROW
NEW ORLEANS, LA 70123

PARTS LIST

ITEM	QUANTITY	DESCRIPTION	MATERIAL
1	1	KNOB	PHENOLIC
2	1	LOCK NUT	316 ST. STL.
3	1	DETENT ASSEMBLY	316 AND 17-4 ST. STL.
4	2	SCREW	316 ST. STL.
5	1	PANEL MOUNT NUT (OPTIONAL)	316 ST. STL.
6	3	SET SCREW	316 ST. STL.
7	1	MOUNTING HEAD	316 ST. STL.
8*	1	HEAD SEAL	NITRILE
9*	4	SHAFT SEAL	FLUOROCARBON
10	1	SHAFT ASSEMBLY	316 ST. STL.
11	1	BODY	316 ST. STL.
12A	1	20 PSI SPRING	INCONEL X-750
12B	1	HYDRAULIC SPRING	316 ST. STL.
13*	1	PISTON SEAL	NITRILE
14*	1	BASE SEAL	FLUOROCARBON
15	1	BASE	316 ST. STL.
16	1	OVERRIDE BODY	316 ST. STL.
17	1	FLANGE RING	316 ST. STL.
18	1	FLANGE SEAL	FLUOROCARBON
19	1	SLIP RING	316 ST. STL.
20	1	OVERRIDE SPOOL	316 ST. STL.
21	1	OVERRIDE PISTON	316 ST. STL.
22	1	SPOOL/ PISTON SEAL	FLUOROCARBON
23	1	PISTON SEAL	NITRILE
24	1	HEX NUT	316 ST. STL.
25	1	LOCK WASHER	316 ST. STL.
26	1	END CAP	316 ST. STL.
27	1	END CAP SEAL	FLUOROCARBON

*Indicates item(s) contained in the Repair Kit

PHONE: 504-340-0055

FAX: 504-340-0056


EMAIL: SALES@RUELCO.COM

1209 DISTRIBUTORS ROW
NEW ORLEANS, LA 70123

STEM PROTECTOR

OPERATION

The optional Ruelco Stem Protector is designed to prevent debris such as ice or dust from allowing the relay to open or shut properly. The stem protector shields the entire spool from the exposed elements, yet still allows the operator to open and close the relay.



PARTS LIST

ITEM	QUANTITY	DESCRIPTION	MATERIAL
1	1	STEM PROTECTOR HOUSING	DELRIN
2	1	STEM PROTECTOR WASHER	DELRIN
3#	1	STEM PROTECTOR SEAL	NITRILE

Indicates item(s) contained in the Repair Kit

REPAIR KIT

- 15-003-000

OTHER TEMPERATURE RANGES AND SEAL
COMPOUNDS AVAILABLE UPON REQUEST

PHONE: 504-340-0055
FAX: 504-340-0056
EMAIL: SALES@RUELCO.COM


1209 DISTRIBUTORS ROW
NEW ORLEANS, LA 70123

RELAY ACCESSORIES

DOUBLE DETENT

OPERATION

The optional Ruelco Double Detent is a replacement for the standard detent which allows for an extra layer of protection from accidental opening of the relay. The double detent requires the top knob to be pulled upward while the relay knob is pulled outward to open the relay. This will ensure that the relay is being intentionally opened.



RELAY ACCESSORIES

PARTS LIST

ITEM	QUANTITY	DESCRIPTION	MATERIAL
1	1	DOUBLE DETENT BODY	316 ST. STL.
2	1	DETENT PIN	17-4 ST. STL.
3	2	DETENT SPRING	MUSIC WIRE
4	1	DOUBLE DETENT SLEEVE	316 ST. STL.
5	1	DOUBLE DETENT PIN	17-4 ST. STL.
6	1	DOUBLE DETENT KNOB	316 ST. STL.

PHONE: 504-340-0055
FAX: 504-340-0056
EMAIL: SALES@RUELCO.COM

1209 DISTRIBUTORS ROW
NEW ORLEANS, LA 70123