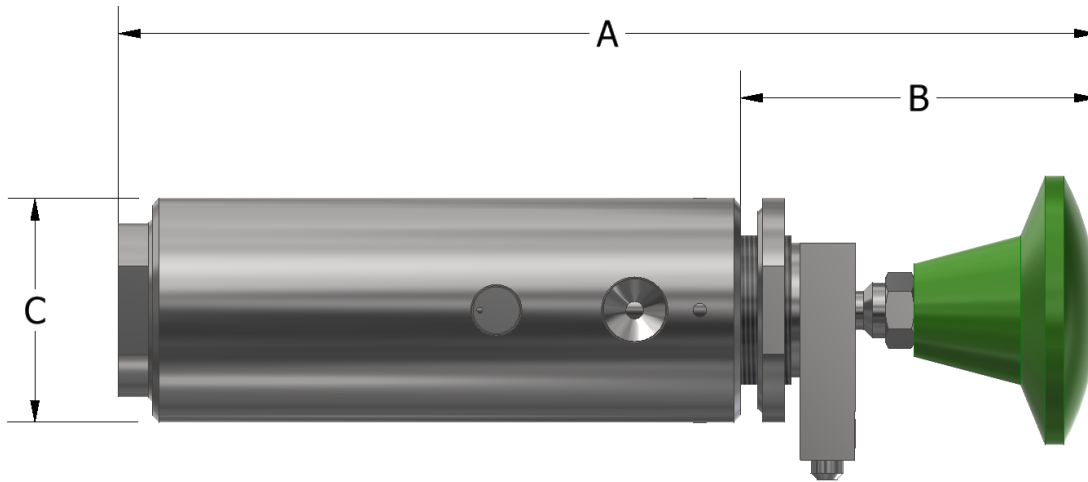


## OPERATION

The Ruelco PR-4 Relay is a pilot operated, spring return manual relay. It operates as a 3-way, block-and-bleed, normally closed relay valve with a palm knob for position indication and manual operation. In the closed position, the inlet signal will be blocked from reaching the outlet port, until the knob is manually pushed into service. The detent will allow the relay to maintain this state until a pilot signal becomes present. Once in this configuration, the relay is armed and will shut, venting the outlet pressure, with a drop in pilot signal or a manual pull on the knob. The relay will remain closed until the knob is manually pushed into service again.

## FEATURES

- 316 stainless steel construction (models to N.A.C.E. MR0175 available)
- Large Cv factor assures fast system response
- Lock closed design prevents relay from automatically opening
- Design minimizes malfunctions due to supply system debris
- Inconel X-750 springs assures dependability in most corrosive environments



## DIMENSIONS

A (CLOSED/OPEN)	6.30"/6.67" (160 / 169.4 mm)
B (CLOSED/OPEN)	2.36" / 2.73" (60 / 69.3 mm)
C	1.50" (38.1 mm)
INLET AND OUTLET CONNECTION PORTS	1/4" FNPT
PILOT CONNECTION PORT	1/8" FNPT
PANEL MOUNT HOLE	1.0" (25.4 mm)
MAXIMUM PANEL THICKNESS	.18" (4.6 mm)
WEIGHT	2.0 LBS (.91 kg)

PHONE: 504-340-0055  
FAX: 504-340-0056  
EMAIL: SALES@RUELCO.COM

1209 DISTRIBUTORS ROW  
NEW ORLEANS, LA 70123

PR-4 MANUAL RESET RELAY

## PARTS LIST

ITEM	QUANTITY	DESCRIPTION	MATERIAL
1A	1	GREEN KNOB (STANDARD)	PHENOLIC
1B	-	RED KNOB	PHENOLIC
1C	-	BLACK KNOB	PHENOLIC
2	1	LOCK NUT	316 ST. STL.
3A	1	DETENT ASSEMBLY	316 ST. STL.
3B	-	DETENT REPLACEMENT	DELRIN
4	1	SCREW	316 ST. STL.
5	1	PANEL MOUNT NUT (OPTIONAL)	316 ST. STL.
6*	3	SHAFT SEAL	FLUOROCARBON
7	1	SHAFT ASSEMBLY	316 ST. STL. & DELRIN
8	1	BODY	316 ST. STL.
9A	1	SPRING 20 PSI	INCONEL X-750
9B	-	SPRING 30 PSI	INCONEL X-750
10*	1	BODY SEAL	FLUOROCARBON
11	1	BASE	316 ST. STL.

\*Indicates item(s) contained in the Repair Kit

PHONE: 504-340-0055  
 FAX: 504-340-0056  
 EMAIL: SALES@RUELCO.COM

1209 DISTRIBUTORS ROW  
 NEW ORLEANS, LA 70123

## SPECIFICATIONS

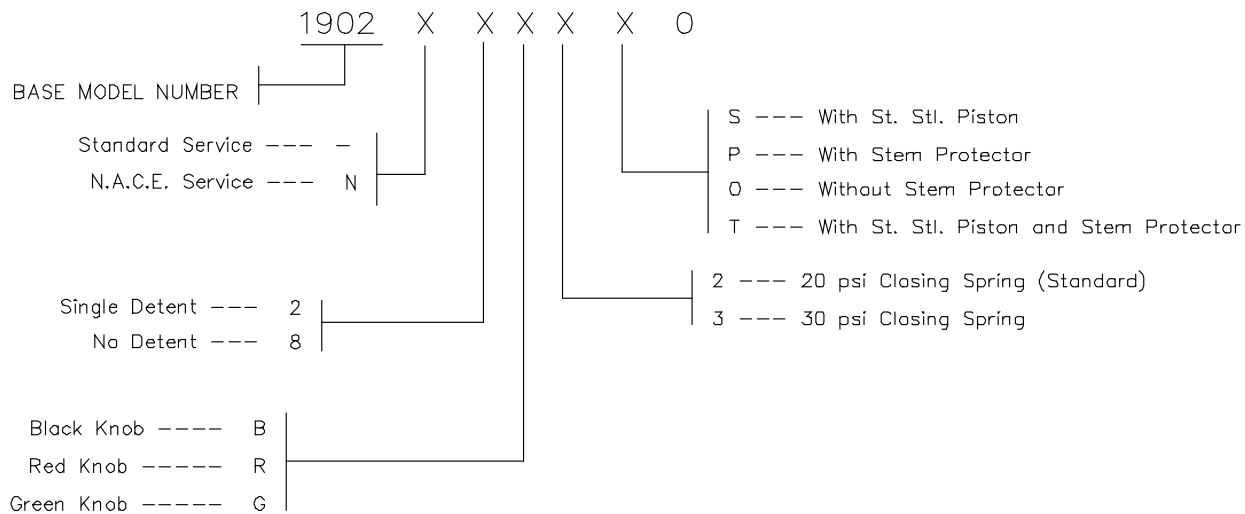
MAXIMUM WORKING PRESSURE	150 PSI (8.6 BAR)
MAXIMUM PILOT CAP PRESSURE	125 PSI (8.6 BAR)
AMBIENT TEMPERATURE RANGE	-20 TO 250° F -29 TO 122° C
MINIMUM PILOT TO SIGNAL PRESSURE TO HOLD RELAY OPEN	27 PSI (1.9 BAR) WITH 20 PSI SPRING 35 PSI (2.4 BAR) WITH 30 PSI SPRING
Cv FACTOR	.34

## REPAIR KIT

- 19-004-PRK

OTHER TEMPERATURE RANGES AND SEAL COMPOUNDS AVAILABLE UPON REQUEST

## ORDERING CODE



PR-4 MANUAL RESET RELAY

PHONE: 504-340-0055  
FAX: 504-340-0056  
EMAIL: SALES@RUELCO.COM

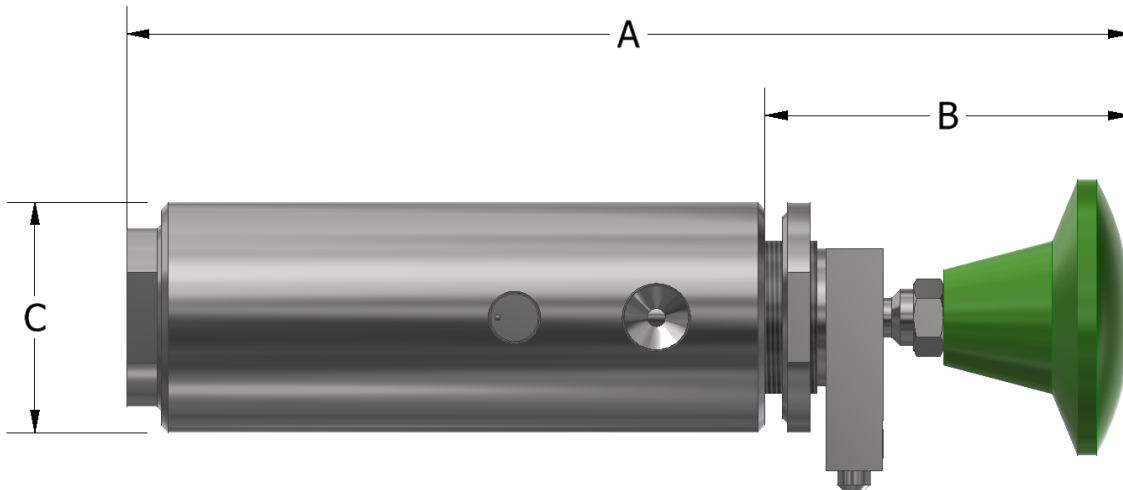
1209 DISTRIBUTORS ROW  
NEW ORLEANS, LA 70123

## OPERATION

The Ruelco Push-to-Charge relay is a pilot operated, spring return manual relay. It operates as a 2-way, normally closed relay valve with a palm knob for position indication and manual operation. In the closed position, the inlet signal will be blocked from reaching the outlet port, until the knob is manually pushed into service. The detent will allow the relay to maintain this state until a pilot signal becomes present. Once in this configuration, the relay is armed and will shut, blocking the inlet pressure from the outlet port, with a drop in pilot signal or a manual pull on the knob. The relay will remain closed until the knob is manually pushed into service again.

## FEATURES

- 316 stainless steel construction (models to N.A.C.E. MR0175 available)
- Large Cv factor assures fast system response
- Design minimizes malfunctions due to supply system debris
- Inconel X-750 springs assures dependability in most corrosive environments



## DIMENSIONS

A (CLOSED/OPEN)	6.30" / 6.67" (160 / 169.4 mm)
B (CLOSED/OPEN)	2.36" / 2.73" (60 / 69.3 mm)
C	1.50" (38.1 mm)
INLET AND OUTLET CONNECTION PORTS	1/4" FNPT
PILOT CONNECTION PORT	1/8" FNPT
PANEL MOUNT HOLE	1.0" (25.4 mm)
MAXIMUM PANEL THICKNESS	.18" (4.6 mm)
WEIGHT	2.0 LBS (.91 kg)

PUSH TO CHARGE RELAY

PHONE: 504-340-0055  
 FAX: 504-340-0056  
 EMAIL: SALES@RUELCO.COM

1209 DISTRIBUTORS ROW  
 NEW ORLEANS, LA 70123

## PARTS LIST

ITEM	QUANTITY	DESCRIPTION	MATERIAL
1A	1	GREEN KNOB (STANDARD)	PHENOLIC
1B	-	RED KNOB	PHENOLIC
1C	-	BLACK KNOB	PHENOLIC
2	1	LOCK NUT	316 ST. STL.
3A	1	DETENT ASSEMBLY	316 ST. STL.
3B	-	DETENT REPLACEMENT	DELRIN
4	1	SCREW	316 ST. STL.
5	1	PANEL MOUNT NUT (OPTIONAL)	316 ST. STL.
6*	3	SHAFT SEAL	FLUOROCARBON
7	1	SHAFT ASSEMBLY	316 ST. STL. & DELRIN
8	1	BODY	316 ST. STL.
9A	1	SPRING 20 PSI	INCONEL X-750
9B	-	SPRING 30 PSI	INCONEL X-750
10*	1	BODY SEAL	FLUOROCARBON
11	1	BASE	316 ST. STL.

\*Indicates item(s) contained in the Repair Kit

PUSH TO CHARGE RELAY

PHONE: 504-340-0055  
 FAX: 504-340-0056  
 EMAIL: SALES@RUELCO.COM

1209 DISTRIBUTORS ROW  
 NEW ORLEANS, LA 70123

## SPECIFICATIONS

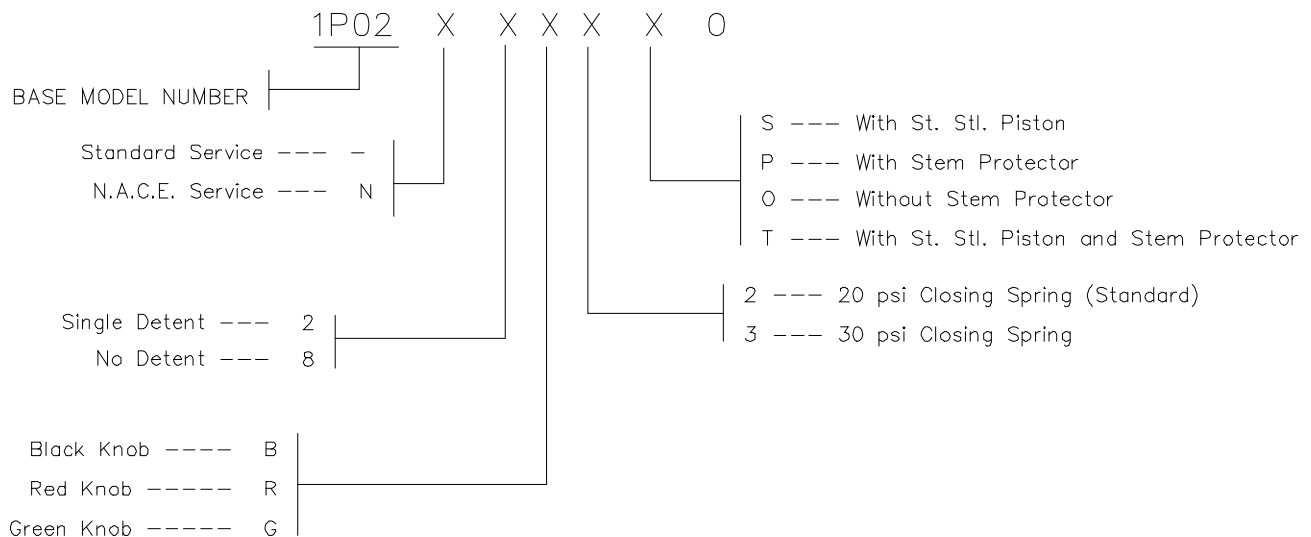
MAXIMUM WORKING PRESSURE	150 PSI (8.6 BAR)
MAXIMUM PILOT CAP PRESSURE	125 PSI (8.6 BAR)
AMBIENT TEMPERATURE RANGE	-20 TO 250° F -29 TO 122° C
MINIMUM PILOT TO SIGNAL PRESSURE TO HOLD RELAY OPEN	27 PSI (1.9 BAR) WITH 20 PSI SPRING 35 PSI (2.4 BAR) WITH 30 PSI SPRING
Cv FACTOR	.34

## REPAIR KIT

- 19-004-PRK

OTHER TEMPERATURE RANGES AND SEAL COMPOUNDS AVAILABLE UPON REQUEST

## ORDERING CODE



PUSH TO CHARGE RELAY


PHONE: 504-340-0055  
FAX: 504-340-0056  
EMAIL: SALES@RUELCO.COM

1209 DISTRIBUTORS ROW  
NEW ORLEANS, LA 70123

# STEM PROTECTOR

## OPERATION

The optional Ruelco Stem Protector is designed to prevent debris such as ice or dust from allowing the relay to open or shut properly. The stem protector shields the entire spool from the exposed elements, yet still allows the operator to open and close the relay.



## PARTS LIST

ITEM	QUANTITY	DESCRIPTION	MATERIAL
1	1	STEM PROTECTOR HOUSING	DELRIN
2	1	STEM PROTECTOR WASHER	DELRIN
3#	1	STEM PROTECTOR SEAL	NITRILE

# Indicates item(s) contained in the Repair Kit

## REPAIR KIT

- 15-003-000

OTHER TEMPERATURE RANGES AND SEAL COMPOUNDS AVAILABLE UPON REQUEST

PHONE: 504-340-0055  
FAX: 504-340-0056  
EMAIL: SALES@RUELCO.COM

1209 DISTRIBUTORS ROW  
NEW ORLEANS, LA 70123

RELAY ACCESSORIES