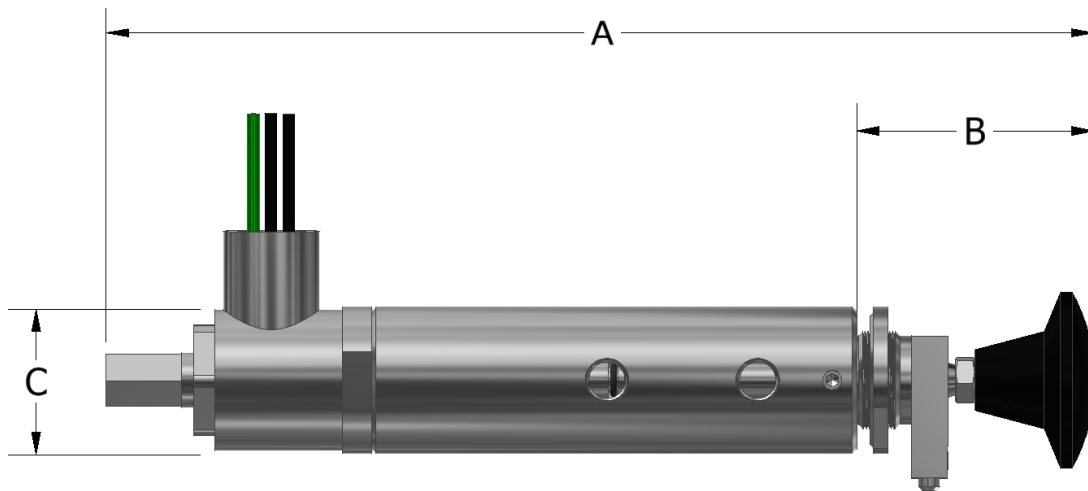


OPERATION

The Ruelco 10A1 Solenoid Relay is a solenoid operated, spring return relay. It operates as a 3-way, block-and-bleed, normally closed valve with a palm knob for position indication and manual operation. In the closed position, the inlet signal will be blocked from reaching the outlet port, until the knob is manually pulled into service or the solenoid is activated. If pulled into service without solenoid power, the detent will allow the relay to stay open until the solenoid signal is present. Once in this configuration, the relay is armed and will shut closed, venting the outlet pressure, with a loss of solenoid signal or a manual push on the knob. The relay will also shut if the inlet pressure drops below a predetermined value. The relay will remain closed until the knob is manually pulled into service again or the solenoid is activated again.

FEATURES

- 316 stainless steel construction (models to N.A.C.E. MR0175 available)
- Large Cv factor assures fast system response.
- Can become a manual reset relay with the double detent option
- Design minimizes malfunctions due to supply system debris
- Low wattage solenoid reduces power load
- U.L. rated solenoid
- NEMA 4 X enclosure rated solenoid



DIMENSIONS

A (CLOSED / OPEN)	9.98" / 10.35" (250.2 / 262.9 mm)
B (CLOSED / OPEN)	2.36" / 2.73" (60 / 69.3 mm)
C	1.50" (38.1 mm)
CONNECTION PORT SIZES	1/4" FNPT
SOLENOID EXHAUST PORT SIZE	1/8" FNPT
CONDUIT CONNECTION SIZE	1/2" FNPT
PANEL MOUNT HOLE	1.0" (25.4 mm)
MAXIMUM PANEL THICKNESS	.18" (4.6 mm)
WEIGHT	3.2 LBS (1.45 KG)

PHONE: 504-340-0055
 FAX: 504-340-0056
 EMAIL: SALES@RUELCO.COM

1209 DISTRIBUTORS ROW
 NEW ORLEANS, LA 70123

HIGH FLOW SOLENOID RELAY

SPECIFICATIONS

MAXIMUM WORKING PRESSURE	120 PSI (8.3 BAR)
MINIMUM PRESSURE TO OPERATE	50 PSI (3.44 BAR)
AMBIENT TEMPERATURE RANGE	-20 TO 250° F -29 TO 122° C
Cv FACTOR	1.7

REPAIR KIT

- 15-023-000

OTHER TEMPERATURE RANGES AND SEAL COMPOUNDS AVAILABLE UPON REQUEST

SOLENOID SPECIFICATIONS

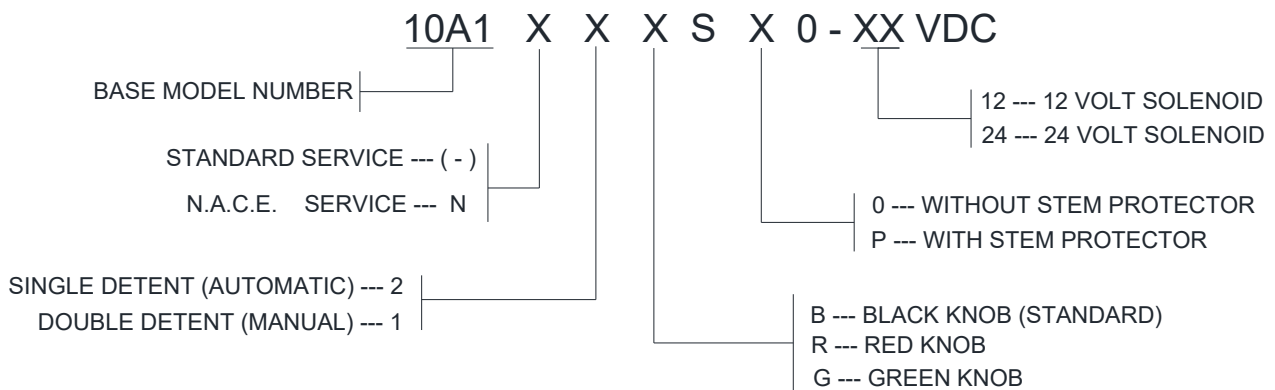
COIL VOLTAGE	12VDC OR 24VDC
WATTAGE	1.8 W
DUTY CYCLE	CONTINUOUS
AMBIENT TEMPERATURE RANGE	0 TO 104° F -18 TO 40° C
MEDIA TEMPERATURE RANGE	0 TO 150° F -18 TO 65° C

SOLENOID CERTIFICATIONS

UL LISTED AND CSA CERTIFIED	CLASS I, DIV 1 GROUPS C AND D
UL LISTED AND CSA CERTIFIED	CLASS II, DIV I GROUPS E, F AND G
UL LISTED AND CSA CERTIFIED	CLASS II, DIV II GROUPS C,D,E,F,G

HIGH FLOW SOLENOID RELAY

ORDERING CODE



PHONE: 504-340-0055
 FAX: 504-340-0056
 EMAIL: SALES@RUELCO.COM

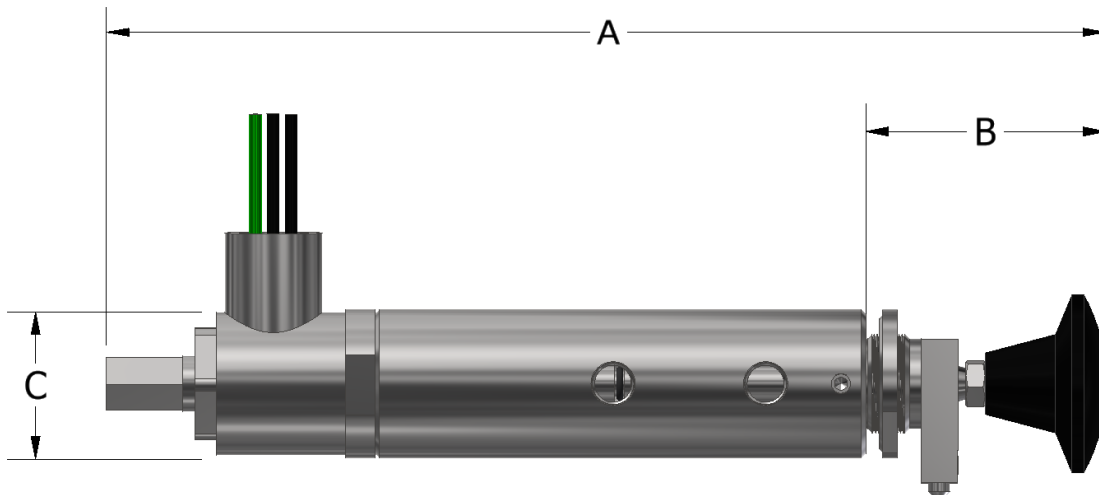
1209 DISTRIBUTORS ROW
 NEW ORLEANS, LA 70123

OPERATION

The Ruelco 10A1 High Watt Solenoid Relay is a solenoid operated, spring return relay. It operates as a 3-way, block-and-bleed, normally closed valve with a palm knob for position indication and manual operation. In the closed position, the inlet signal will be blocked from reaching the outlet port, until the knob is manually pulled into service or the solenoid is activated. If pulled into service without solenoid power, the detent will allow the relay to stay open until the solenoid signal is present. Once in this configuration, the relay is armed and will shut closed, venting the outlet pressure, with a loss of solenoid signal or a manual push on the knob. The relay will also shut if the inlet pressure drops below a predetermined value. The relay will remain closed until the knob is manually pulled into service again or the solenoid is activated again.

FEATURES

- 316 stainless steel construction (models to N.A.C.E. MR0175 available)
- Large Cv factor assures fast system response
- Can become a manual reset relay with the double detent option
- Design minimizes malfunctions due to supply system debris
- U.L. rated solenoid
- NEMA 4 X enclosure rated solenoid



DIMENSIONS

A (CLOSED / OPEN)	9.98" / 10.35" (250.2 / 262.9 mm)
B (CLOSED / OPEN)	2.36" / 2.73" (60 / 69.3 mm)
C	1.50" (38.1 mm)
CONNECTION PORT SIZES	1/4" FNPT
SOLENOID EXHAUST PORT SIZE	1/8" FNPT
CONDUIT CONNECTION SIZE	1/2" FNPT
PANEL MOUNT HOLE	1.0" (25.4 mm)
MAXIMUM PANEL THICKNESS	.18" (4.6 mm)
WEIGHT	3.2 LBS (1.45 KG)

PHONE: 504-340-0055
 FAX: 504-340-0056
 EMAIL: SALES@RUELCO.COM

1209 DISTRIBUTORS ROW
 NEW ORLEANS, LA 70123

SPECIFICATIONS

MAXIMUM WORKING PRESSURE	150 PSI (10.3 BAR)
MINIMUM PRESSURE TO OPERATE	50 PSI (3.44 BAR)
AMBIENT TEMPERATURE RANGE	-20 TO 250° F -29 TO 122° C
Cv FACTOR	1.7

REPAIR KIT

- 15-023-000

OTHER TEMPERATURE RANGES AND SEAL COMPOUNDS AVAILABLE UPON REQUEST

SOLENOID SPECIFICATIONS

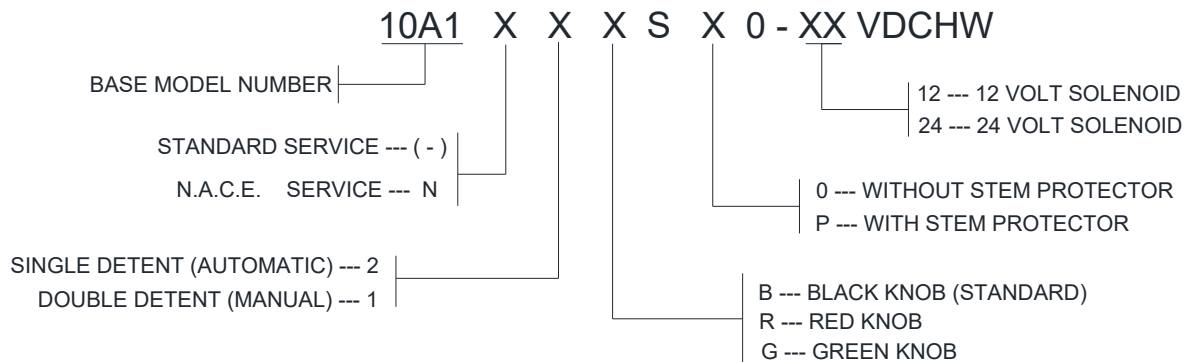
COIL VOLTAGE	12VDC OR 24VDC
WATTAGE	7.2 W
DUTY CYCLE	CONTINUOUS
AMBIENT TEMPERATURE RANGE	0 TO 104° F -18 TO 40° C
MEDIA TEMPERATURE RANGE	0 TO 150° F -18 TO 65° C

SOLENOID CERTIFICATIONS

UL LISTED AND CSA CERTIFIED	CLASS I, DIV 1 GROUPS C AND D
UL LISTED AND CSA CERTIFIED	CLASS II, DIV I GROUPS E, F AND G
UL LISTED AND CSA CERTIFIED	CLASS II, DIV II GROUPS C,D,E,F,G

HIGH WATT SOLENOID RELAY

ORDERING CODE



PHONE: 504-340-0055
FAX: 504-340-0056
EMAIL: SALES@RUELCO.COM

1209 DISTRIBUTORS ROW
NEW ORLEANS, LA 70123

PARTS LIST

ITEM	QUANTITY	DESCRIPTION	MATERIAL
1A	1	BLACK KNOB (STANDARD)	PHENOLIC
1B	-	RED KNOB	PHENOLIC
1C	-	GREEN KNOB	PHENOLIC
2	1	LOCK NUT	316 ST. STL.
3	1	DETENT ASSEMBLY	CF-8M AND 316 AND
4	2	SCREW	316 ST. STL.
5	1	PANEL MOUNT NUT (OPTIONAL)	316 ST. STL.
6	3	SET SCREW	316 ST. STL.
7	1	MOUNTING HEAD	316 ST. STL.
8*	1	HEAD SEAL	NITRILE
9*	4	SHAFT SEAL	FLUOROCARBON
10	1	SHAFT ASSEMBLY	316 ST. STL.
11	1	BODY	316 ST. STL.
12	1	SOLENOID SPRING	316 ST. STL.
13*	1	PISTON SEAL	NITRILE
14*	1	BASE SEAL	FLUOROCARBON
15	1	BASE	316 ST. STL.
16	1	SOLENOID SEAL	316 ST. STL.
17	1	SOLENOID PLUNGER	316 ST. STL. AND NITRILE
18	1	SOLENOID BODY	316 ST. STL.

*Indicates item(s) contained in the Repair Kit

SOLENOID RELAY


PHONE: 504-340-0055
 FAX: 504-340-0056
 EMAIL: SALES@RUELCO.COM

1209 DISTRIBUTORS ROW
 NEW ORLEANS, LA 70123

STEM PROTECTOR

OPERATION

The optional Ruelco Stem Protector is designed to prevent debris such as ice or dust from allowing the relay to open or shut properly. The stem protector shields the entire spool from the exposed elements, yet still allows the operator to open and close the relay.



RELAY ACCESSORIES

PARTS LIST

ITEM	QUANTITY	DESCRIPTION	MATERIAL
1	1	STEM PROTECTOR HOUSING	DELRIN
2	1	STEM PROTECTOR WASHER	DELRIN
3#	1	STEM PROTECTOR SEAL	NITRILE

Indicates item(s) contained in the Repair Kit

REPAIR KIT

- 15-024-000

OTHER TEMPERATURE RANGES AND SEAL
COMPOUNDS AVAILABLE UPON REQUEST


PHONE: 504-340-0055
FAX: 504-340-0056
EMAIL: SALES@RUELCO.COM

1209 DISTRIBUTORS ROW
NEW ORLEANS, LA 70123

DOUBLE DETENT

OPERATION

The optional Ruelco Double Detent is a replacement for the standard detent which allows for an extra layer of protection from accidental opening of the relay. The double detent requires the top knob to be pulled upward while the relay knob is pulled outward to open the relay. This will ensure that the relay is being intentionally opened.



RELAY ACCESSORIES

PARTS LIST

ITEM	QUANTITY	DESCRIPTION	MATERIAL
1	1	DOUBLE DETENT BODY	316 ST. STL.
2	1	DETENT PIN	17-4 ST. STL.
3	2	DETENT SPRING	MUSIC WIRE
4	1	DOUBLE DETENT SLEEVE	316 ST. STL.
5	1	DOUBLE DETENT PIN	17-4 ST. STL.
6	1	DOUBLE DETENT KNOB	316 ST. STL.

PHONE: 504-340-0055
FAX: 504-340-0056
EMAIL: SALES@RUELCO.COM

1209 DISTRIBUTORS ROW
NEW ORLEANS, LA 70123